

TEE ASSEMBLY  
SEE NOTE AND  
DETAIL

VALVE ACTIVATION ROD  
SEE HANDLE DETAIL  
LPFM21 DRAWING

12x16 Solid  
Concrete Block,  
Height cut to fit,  
Set in mortar.

PLUGGED TEE

BALL VALVE

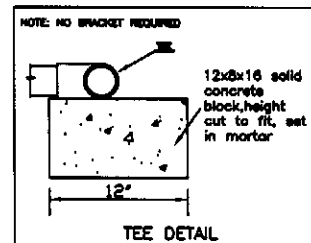
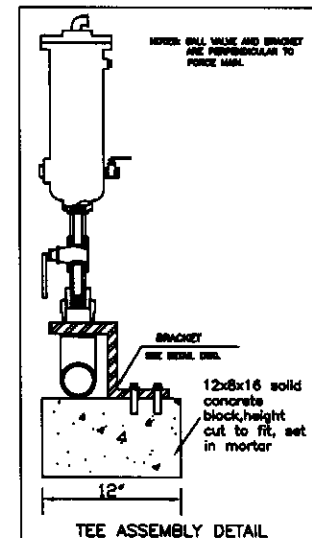
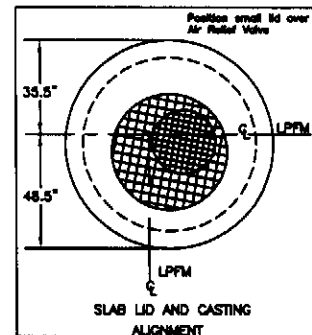
SEE TEE DETAIL

BALL VALVE

FLOW

FLOW

NOTE:  
Ball Valves and Tee  
Assemblies are  
vertical to LPFM  
but are shown  
horizontal for clarity



THE  
METROPOLITAN SEWER DISTRICT  
OF  
GREATER CINCINNATI

3" LOW PRESSURE FORCE MAIN  
LEFT TEE AIR RELIEF CHAMBER